

JADEVER[®]

Your Gravity Master

SKY SERIES

Compact & Multi-Function
Precision Balance



- High precision
- Multi-Function performances
- Superior reliability and built to last



Features

Multi-Function Performance

- High resolution in 1/30,000 and 1/60,000
- Auto power off, RS-232 baud rate selection, Auto zero setting, Anti-shock and backlight setting
- 13 selectable weighing units, simple counting and percentage function

Outstanding Performances

- Fast, Accurate and Stable readings

Considerate Design

- Single and three point calibration
- State-of-art mechanical design to provide overload and transportation protection
- LED for warm up and stable indication
- 6V /mA AC/DC adaptor operated by 220 ± 10% or Four size-C (um-2) dry batteries

Standard Devices

- RS-232 & wind shields for better precision

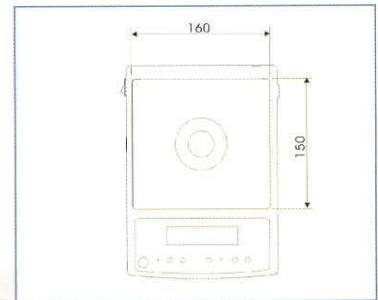
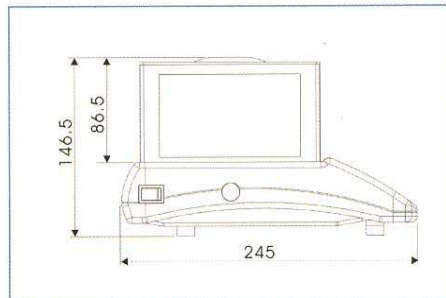
Options

- SH-24 dot matrix printer


Specification

Model		SKY-150	SKY-300	SKY-600T	SKY-1500	SKY-3000
Capacity	(g)	150	300	600T	1500	3000
Resolution	(g)	0.005	0.01	0.01	0.05	0.1
Pan Size	(mm)	φ 116	145 X 125			
Dimension	(mm)	245 X 175 X 147				

Dimension



Close look



LED light



LCD



RS-232 comport

Option



SH-24 dot matrix printer

* Specifications are subject to change without notice.

JADEVER[®]

Jadever Scale Co., Ltd.

No.5, Wu-Chuan 2Rd., Wu-Ku Hsiang, Taipei Hsien, Taiwan
Tel: 886-2-2299-0203 Fax: 886-2-2299-0204

http://www.jadever.com.tw E-mail: jadever@jadever.com.tw

Jadever Weightech, Inc.

275 Calvert Road, Markham, Ontario, Canada L6C 1V1
Tel: 1-905-887-4688 Fax: 1-905-887-4066

http://www.jadeverscale.com E-mail: info@jadeverscale.com

Distributed by

